

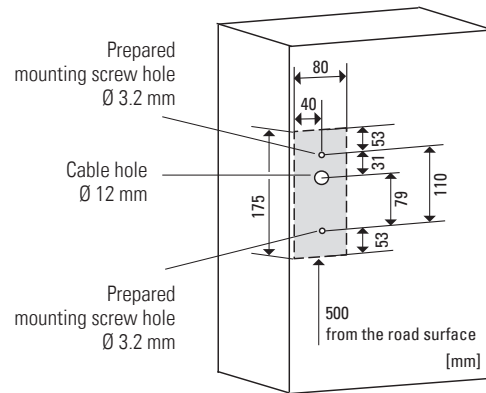
Bracket ProAccess

Mounting bracket

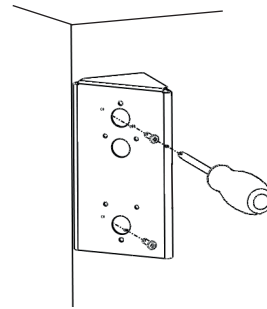
Assembly instructions

45 degree setting

1 Positioning template

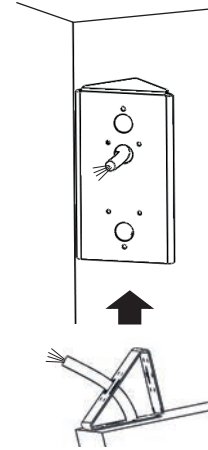


2 Attach bracket with mounting screws

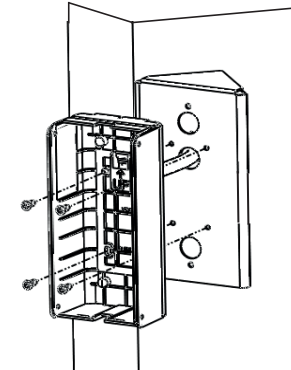


Bracket mounting screws (included in this kit)

3 Route cable

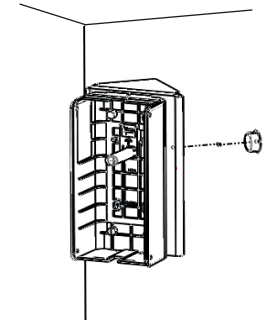


4 Attach sensor



Sensor mounting screws (included in sensor box)

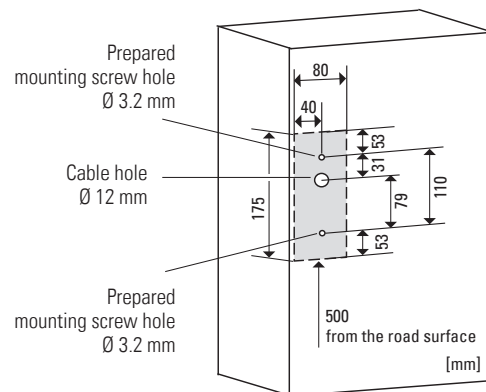
5 Insert hole cap



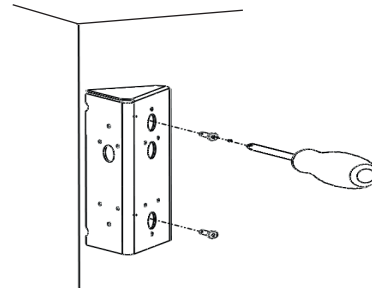
Hole cap (included in this kit)

90 degree setting

1 Positioning template

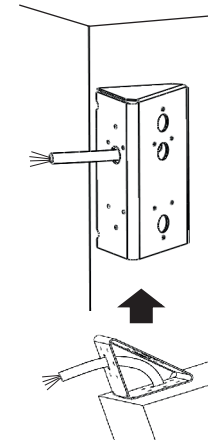


2 Attach bracket with mounting screws

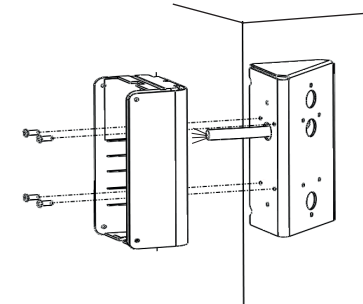


Bracket mounting screws (included in this kit)

3 Route cable

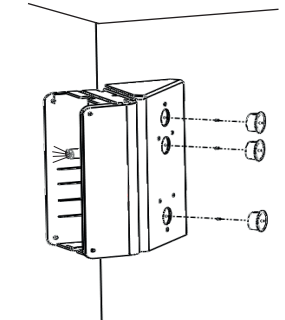


4 Attach sensor



Sensor mounting screws (included in sensor box)

5 Insert hole caps



Hole caps x 3 pieces (included in this kit)